




A1 ELECTRO-MECHANICAL SECURITY LOCK

Mounting possibilities



vertical in the door frame:

Sanocyl
SA
SX
SE

horizontal in the door frame:

Sanocyl
SA

vertical in the door leaf:

Sanocyl
SA
SX
SE
HX
HE

BASEPLATE FIXATION BLOCKS (BFB)

A1 locks can of course also be installed in existing doors. Since it is not always easy to make very accurate adaptations to a door when you are on site, we have developed Baseplate Fixation Blocks (**BFB-1**). Using these blocks the A1 lock will end up flush mounted on the profile (when profile used is 2mm).



SURFACE MOUNT BRACKETS (SMB)

In case it is impossible to install the A1 lock in the door or the door frame because of its dimensions, a surface mount application may be considered. The Surface Mount Bracket (SMB) consists of 2 mounting blocks and 1 stainless steel cover (these need to be ordered separately for the lock AND for the striker plate). Installation is on the secure side!

